

# CESAB Reach Trucks

The CESAB R Range



## CESAB R100

REACH TRUCKS FOR  
STRAIGHT FORWARD APPLICATION



Simple, effective trucks for  
straightforward applications

1.2 – 1.6 TONNES LOAD CAPACITIES  
LIFT HEIGHTS UP TO 8.5 M  
P. 2-5

## CESAB R200

NARROW-WIDTH REACH TRUCKS



Designed to fit in confined areas, for block  
stacking and drive-in racking

1.4 – 1.6 TONNES LOAD CAPACITIES  
LIFT HEIGHTS UP TO 10 M  
P. 6-9

## CESAB R300

HIGH-PERFORMANCE REACH TRUCKS



Advanced trucks – exceptional  
when working at height

1.4 – 2.5 TONNES LOAD CAPACITIES  
LIFT HEIGHTS UP TO 13 M  
P. 10-13

## CESAB R300 OUTDOOR

REACH TRUCKS FOR INDOOR / OUTDOOR USE



Offers smooth performance indoors  
and outdoors on rough surfaces

1.6 TONNES LOAD CAPACITY  
LIFT HEIGHTS UP TO 7.5 M  
P. 14-17



# CESAB

## R100

Some reach truck applications require a straightforward approach, a truck that is simply effective. The CESAB R100 is unique, because it has been developed specifically for this type of operation an easy-to-use, practical solution particularly suited to drivers that have many tasks to deal with during their working day.

### SPECIFICATIONS

**Load capacity:** 1.2, 1.4, 1.6 t @ 600 mm load centre

**Maximum lift height:** 8.5 m

**Maximum travel speed:** 10 km/h

**Maximum battery capacity:** 600 Ah





Adjustable floor.



Cab designed around the driver (shows optional 'comfort' seat).



Fingertip controls.



Optional E-bar mount for all ancillary equipment.

● standard ◦ option

**Truck features**

	Safety	Robustness	Performance	Operability	R112	R114	R116
Adjustable fork width					●	●	●
Automatic parking brake					●	●	●
Clear-view mast					●	●	●
Clear-view overhead guard					●	●	●
Electronic braking system	●				●	●	●
Electronic regenerative brakes (motor)					●	●	●
Electronic speed control					●	●	●
Load support					◦	◦	◦
Integrated sideshift					◦	◦	◦
Tilting forks					●	●	●
Working lights					◦	◦	◦
Blue or Red Led Warning light					◦	◦	◦

**Controls and instruments**

	Safety	Robustness	Performance	Operability	R112	R114	R116
360° progressive steering					●	●	●
180° steering					◦	◦	◦
Access Control (PIN codes)					●	●	●
Adjustable Control console					●	●	●
Automatic deceleration					●	●	●
Creep speed function					●	●	●
Drive motor temperature warning					●	●	●
E-bar					◦	◦	◦
Electronic controller temperature warning					●	●	●
Electronic height indicator					◦	◦	◦
Emergency cut-off					●	●	●
Hour meter					●	●	●
Lift motor temperature warning					●	●	●
Mini-joystick electronic controls					●	●	●
Pedals as in a car					●	●	●
Power/Electronic steering					●	●	●
Split control panel					●	●	●
Steering direction indicator					●	●	●

● standard ◦ option

**Operator features**

	Safety	Robustness	Performance	Operability	R112	R114	R116
Adjustable backrest					●	●	●
Adjustable floor, 3 steps					●	●	●
Adjustable seat					●	●	●
Adjustable seat with safety belt					◦	◦	◦
Adjustable steering wheel					●	●	●
Driver detection system					●	●	●
Driver-adapted programmable performance					●	●	●
Low step-in					●	●	●

**Maintenance features**

	Safety	Robustness	Performance	Operability	R112	R114	R116
Easy access for maintenance					●	●	●
Fault diagnosis facility					●	●	●
Historic fault log					●	●	●

**Battery management features**

	Safety	Robustness	Performance	Operability	R112	R114	R116
Battery status indicator					●	●	●
Battery discharge prevention system					●	●	●
Sideways battery change					◦	◦	◦

**Special applications**

	Safety	Robustness	Performance	Operability	R112	R114	R116
Drive-in rack version					◦	◦	◦

**Simple controls for easy operation**

The controls on CESAB R100 trucks are as you would expect: simple and logical, with fingertip control levers for all fork movements, and effortless electronic steering for precise driving. The steering system offers 360° flexibility, although conventional 180° steering is available as an option. PIN-code start-up ensures only authorised drivers can operate the truck.

**Adjustable cab**

The seat and controls are fully adjustable to suit the driver, and the cab floor height can also be adapted.

**TPS-based reliability**

Like all CESAB trucks, R100 reach trucks are built according to the Toyota Production System, ensuring the highest levels of quality, durability and reliability.



# CESAB R200

The CESAB R200 is a compact and flexible reach truck with a narrow chassis designed for block stacking in confined areas or even drive-in racking. It is a high-performance truck with unique features, that allows for high-speed operations, thus maximising productivity without compromising on driver safety or load security.

## SPECIFICATIONS


**Load capacity:** 1.4, 1.6t @ 600 mm load centre

**Maximum lift height:** 10 m

**Maximum travel speed:** 11 km/h

**Maximum battery capacity:** 620 Ah

**Options available:** *Li-ION*  





The CESAB R200 is perfect for block stacking, working narrow areas and drive-in racking.



The narrow chassis of the CESAB R200 makes handling EUR pallet between support arms easy.



Easy-to-read colour touchscreen display offering intuitive and interactive functions.



The cabin is ergonomically designed around the operator offering a comfortable workstation with all controls within reach.

● standard ○ option

**Truck features**

	Safety	Robustness	Performance	Operability	R214	R216
Adjustable fork width					●	●
Automatic deceleration					●	●
Automatic parking brake					●	●
Clear-view mast/overhead guard					●	●
Transparent overhead guard					○	○
Electronic braking system		●			●	●
Electronic regenerative brakes (motor)					●	●
Transitional Lift control (TLC)					●	●
Enclosed, heated cab					○	○
High-capacity battery models					○	○
High-performance models					○	○
Optimised Cornering Control (OTP)					●	●
Optimised Reach Control (OTP)					●	●
Optimised Speed Control when mast reached out (OTP)					●	●
Integrated sideshift					●	●
Fork spreader					○	○
Tilting forks					●	●
Working lights					●	●
Blue or Red Led Warning light					○	○

**Controls and instruments**

360° progressive steering					●	●
180° steering					○	○
Adjustable Control console					●	●
Automatic 0-tilt/sideshift					○	○
Camera/monitor system					○	○
Creep speed function					●	●
Motor temperature warning					●	●
PC preparations incl power outlet					○	○
Electronic controller temperature warning					●	●
Electronic height indicator					○	○
Emergency cut-off					●	●
Height pre-selector					○	○
Access Control (PIN codes)					●	●
Load information display					○	○
Overload warning system					○	○

● standard ○ option

**Controls and instruments**

Mini-joystick electronic controls					●	●
Multifunction control					○	○
Large colour touch display					●	●
Electronic steering					●	●
USB connector					○	○
Steering direction indicator					●	●
Weight indicator					●	●
Fork position laser					○	○

**Operator features**

Adjustable seat					●	●
Adjustable seat with safety belt					○	○
Adjustable steering wheel					●	●
Armrest					○	○
Manually adjustable floor					●	●
Electrically adjustable floor					○	○
Driver detection system					●	●
Driver-adapted programmable performance					●	●
Heated seat					○	○
Low step-in					●	●
Storage compartments					●	●
Bluetooth speakers					○	○

**Maintenance features**

Easy access for maintenance					●	●
Fault diagnosis facility					●	●
Historic fault log					●	●

**Battery management features**

Battery change facility					○	○
Battery discharge prevention system					●	●
Battery status indicator					●	●
Lithium-ion battery					●	●

**Special applications**

Coldstore version					○	○
Drive-in rack version					○	○
EEx version (ATEX)					○	○

**Ideal for tight areas, block stacking or drive-in racking**

The CESAB R200, narrow-width reach truck is the perfect fit for narrow areas, for example during block stacking or drive-in racking. This reach truck offers superior operator comfort thanks to an interactive driver interface, touchscreen display, 360° steering, adjustable seat and low step-in height.

**Totalview Concept**

The clean mast and fork carriage design in combination with the transparent roof offer the driver an exceptional view on the load at all times, increasing productivity and safety. The optional fork laser enhances this even further by helping to pick pallets faster and without damage.

**Transitional Lift Control (TLC)**

The Transitional Lift control system ensures maximum load handling speeds can be maintained in operation thanks to shock-free lifting and lowering.

**Unique driver experience**

The driver compartment is ergonomically designed around the operator. The cab offers intuitive and interactive features including an easy-to-read colour touchscreen display for enhanced performance and productivity.

**Intelligent energy packs**

The CESAB R200 reach trucks are available with two different intelligent energy packs to fit customers' application. Based on CESAB's own energy-efficient lithium-ion battery solutions allowing cost-saving and CO<sub>2</sub> emissions reduction.



# CESAB

## R300

The CESAB R300 are designed to lift heavy loads to high heights, thanks to excellent stability and Transitional Lift Control, for fast and smooth lifting and lowering. Engineered for performance at height, the open operator compartment, the transparent roof as well as the mast design offer excellent visibility of the load. All those features allow for maximum productivity without compromising safety for the driver.

## SPECIFICATIONS

**Load capacity:** 1.4, 1.6, 1.8, 2.0, 2.5 t @ 600 mm load centre

**Maximum lift height:** 13 m

**Maximum travel speed:** 11 km/h

**Maximum battery capacity:** 930 Ah

**Options available:** *LI-ION* ❄️ ⚡️






The cabin is ergonomically designed around the operator, offering a comfortable workstation with many intuitive features. The display features an easy-to-read colour touchscreen offering various interactive and intuitive options for enhanced productivity.



The optional heated cabin for cold store operations offers a comfortable operator environment with all-round visibility for maximum safety and productivity.



The optional air-suspension seat offers excellent comfort for drivers all shift long allowing maximum productivity.



Three different intelligent energy packs are available based on energy efficient CESAB Lithium-ion solutions to fit customers' application.

● standard ○ option

**Truck features**

	Safety	Robustness	Performance	Operability	R314	R316	R318	R320	R325
Adjustable fork width			●	●	●	●	●	●	●
Automatic deceleration			●	●	●	●	●	●	●
Automatic parking brake			●	●	●	●	●	●	●
Choice of chassis widths			○	○	○	○	○	○	○
Clear-view mast/overhead guard			●	●	●	●	●	●	●
Transparent overhead guard			○	○	○	○	○	○	○
Electronic braking system		●	●	●	●	●	●	●	●
Electronic regenerative brakes (motor)		●	●	●	●	●	●	●	●
Transitional Lift control (TLC)			●	●	●	●	●	●	●
Electronic support arm brakes			○	○	○	○	○	○	○
Enclosed, heated cab			○	○	○	○	○	○	○
High-capacity battery models			○	○	○	○	○	○	○
High-performance models			○	○	○	○	○	○	○
Optimised Cornering Control (OTP)			●	●	●	●	●	●	●
Optimised Reach Control (OTP)			●	●	●	●	●	●	●
Optimised Speed Control when mast reached out (OTP)			●	●	●	●	●	●	●
Integrated sideshift			●	●	●	●	●	●	●
Fork spreader			○	○	○	○	○	○	○
Tilting forks			●	●	●	●	●	●	●
Working lights			○	○	○	○	○	○	○
Blue or Red Led Warning light			○	○	○	○	○	○	○

**Controls and instruments**

360° progressive steering	●	●	●	●	●	●	●	●	●
180° steering	○	○	○	○	○	○	○	○	○
Adjustable Control console			●	●	●	●	●	●	●
Automatic 0-tilt/sideshift			○	○	○	○	○	○	○
Camera/monitor system			○	○	○	○	○	○	○
Creep speed function			●	●	●	●	●	●	●
Motor temperature warning		●	●	●	●	●	●	●	●
PC preparations incl power outlet			○	○	○	○	○	○	○
Electronic controller temperature warning		●	●	●	●	●	●	●	●
Electronic height indicator			○	○	○	○	○	○	○
Emergency cut-off			●	●	●	●	●	●	●
Height pre-selector			○	○	○	○	○	○	○
Access Control (PIN codes)			●	●	●	●	●	●	●
Load information display			○	○	○	○	○	○	○
Overload warning system			○	○	○	○	○	○	○

● standard ○ option

**Controls and instruments**

Mini-joystick electronic controls			●	●	●	●	●	●	●
Multifunction control			○	○	○	○	○	○	○
Large colour touch display		●	●	●	●	●	●	●	●
Electronic steering			●	●	●	●	●	●	●
USB connector			○	○	○	○	○	○	○
Steering direction indicator			○	○	○	○	○	○	○
Weight indicator			○	○	○	○	○	○	○
Fork position laser			○	○	○	○	○	○	○

**Operator features**

Adjustable seat			●	●	●	●	●	●	●
Adjustable seat with safety belt			○	○	○	○	○	○	○
Adjustable steering wheel			○	○	○	○	○	○	○
Armrest			○	○	○	○	○	○	○
Manually adjustable floor			○	○	○	○	○	○	○
Electrically adjustable floor			○	○	○	○	○	○	○
Driver detection system			●	●	●	●	●	●	●
Driver-adapted programmable performance			○	○	○	○	○	○	○
Heated seat			○	○	○	○	○	○	○
Low step-in			○	○	○	○	○	○	○
Storage compartments			○	○	○	○	○	○	○
Bluetooth speakers			○	○	○	○	○	○	○

**Maintenance features**

Easy access for maintenance	●	●	●	●	●	●	●	●	●
Fault diagnosis facility			●	●	●	●	●	●	●
Historic fault log			○	○	○	○	○	○	○

**Battery management features**

Battery change facility			○	○	○	○	○	○	○
Battery discharge prevention system			○	○	○	○	○	○	○
Battery status indicator			○	○	○	○	○	○	○
Lithium-ion battery			○	○	○	○	○	○	○

**Special applications**

Coldstore version			○	○	○	○	○	○	○
Drive-in rack version			○	○	○	○	○	○	○
EEx version (ATEX)			○	○	○	○	○	○	○

**Class-leading performance at height**

The CESAB R300 reach trucks offer the highest residual capacities in class and this up to 13 m thanks to the superb stability of the truck. The reach movement is optimised according to lift height and load weight, increasing speed of load handling. The Transitional Lift Control system (TLC) ensures maximum load handling speeds can be maintained in operation thanks to shock-free lifting and lowering.

**Totalview Concept**

The clean mast and fork carriage design in combination with the optional transparent roof offer the driver an exceptional view on the load at all times, increasing productivity and safety. The optional fork laser enhances this even further by helping to pick pallets faster and without damage. The optional heated cabin (cold store version) also ensures that the windows are clear from frost, for maximum visibility and safety.

**Unique driver experience**


The driver compartment is ergonomically designed around the operator. The cab offers intuitive and interactive features including an easy-to-read colour touchscreen display for enhanced performance and productivity.

**Intelligent energy packs**

CESAB R300 range trucks are available with three different intelligent energy packs to fit customers' application. Based on Toyota's own energy-efficient lithium-ion battery solutions allowing cost-saving and CO<sub>2</sub> emissions reduction. Our li-ion solutions can be used in chilled environments and in cold rooms for a limited time. For longer working periods below 0°C, a battery heater is recommended for efficient operations. This solution allows for in-cold store charging and unlimited time in the cold store.

**TPS-based reliability**

Like all CESAB trucks, R300 reach trucks are built according to the Toyota Production System, ensuring the highest levels of quality, durability and reliability.



# CESAB

## R300 OUTDOOR

CESAB R300 OUTDOOR reach trucks are designed and built for complete versatility. They are suitable for indoor as well as outdoor use thanks to the durable wheels and high ground clearance. For driver comfort, different weather protection options are available. 360° steering and advanced Transitional Lift Control improve smooth and productive material handling, for increased safety. Typical applications are block stacking in yards, servicing outdoor racking and unloading curtain-side trailers.

### SPECIFICATIONS

**Load capacity:** 1.6t @ 600 mm load centre

**Maximum lift height:** 7.5 m

**Maximum travel speed:** 12 km/h

**Maximum battery capacity:** 620 Ah

**Options available:** *LI-ION* ❄️ ⚡️





The CESAB R300 Outdoor can handle road gradient and transition lines thanks to soft and elastic tyres, a durable drive wheel made from Redthane, and 145 mm ground clearance.



The adjustable mini-joystick console allows for accurate fingertip control.



The tyres on the R300 Outdoor can handle most indoor and outdoor surfaces but consider some limitations on snow and ice.



The operator compartment offers many different storage as well as dedicated space for PC with power outlet and a USB connector.

● standard ◦ option

**Truck features**

	Safety	Robustness	Performance	Operability	R316R
Adjustable fork width				●	
Automatic deceleration				●	
Automatic parking brake				●	
Clear-view mast/overhead guard				●	
Transitional Lift Control (TLC)				◦	
Transparent overhead guard				◦	
Electronic braking system		●			
Electronic regenerative brakes (motor)				●	
Electronic speed control				●	
Electronic support arm brakes				●	
Optimised Cornering Control (OTP)				●	
Optimised Reach Control (OTP)				●	
Optimised Speed Control when mast reached out (OTP)				●	
Integrated sideshift				●	
Tilting forks				●	
Working lights				◦	
Blue or Red Led Warning light				◦	

**Controls and instruments**

	Safety	Robustness	Performance	Operability	R316R
360° progressive steering				●	
180° steering				◦	
Access Control (PIN codes)				◦	
Adjustable Control console				●	
Automatic 0-tilt/sideshift				◦	
Camera/monitor system				◦	
Creep speed function				◦	
Motor temperature warning		●			
PC preparations incl power outlet				●	
Electronic controller temperature warning		●			
Electronic height indicator				◦	
Emergency cut-off				●	
Height pre-selector				◦	
Load information display				◦	
Mini-joystick electronic controls				●	
Multifunction control				◦	
Large colour touch display				●	
Electronic steering				●	
Smart Access (electronic card/fob)				◦	
Steering direction indicator				●	
Weight indicator				●	
Fork position laser				◦	
Overload warning system				◦	

● standard ◦ option

**Operator features**

	Safety	Robustness	Performance	Operability	R316R
Adjustable seat				●	
Adjustable seat with safety belt				◦	
Adjustable steering wheel				●	
Armrest				◦	
Manually adjustable floor				●	
Electrically adjustable floor				◦	
Driver detection system				●	
Driver-adapted programmable performance				●	
Heated seat				◦	
Low step-in				◦	
Storage compartments				●	
Writing table				◦	
USB connector				●	
Bluetooth speakers				◦	

**Maintenance features**

	Safety	Robustness	Performance	Operability	R316R
Easy access for maintenance		●			
Fault diagnosis facility				●	
Historic fault log				●	

**Battery management features**

	Safety	Robustness	Performance	Operability	R316R
Battery change facility				◦	
Battery discharge prevention system				●	
Battery status indicator				◦	
Sideways battery change				◦	
Lithium-Ion battery				●	

**Special applications**

	Safety	Robustness	Performance	Operability	R316R
EEx version (ATEX)				◦	
Weather protection solutions				◦	

**Transitional Lift Control (TLC)**

The patented and unique Transitional Lift Control system ensures completely smooth, shock-free lifting and lowering, even at maximum speed.

**Totalview concept**

The clean mast and fork carriage design in combination with the transparent roof offer the driver an exceptional view on the load at all times, increasing productivity and safety. The optional fork laser enhances this even further by helping to pick pallets faster and without damage.

**All-weather protection**

A choice of weather protection options ensures that the CESAB R300 Outdoor can operate in all conditions: overhead and mast-direction windows; additional side windows; and a fully enclosed cab with door and fan heater/ventilation.

**Unique driver experience**

The driver compartment is ergonomically designed around the operator. The cab offers intuitive and interactive features including an easy-to-read colour touchscreen display for enhanced performance and productivity.

**TPS-based reliability**

Like all CESAB trucks, the R300 reach trucks are built according to the Toyota Production System, ensuring the highest levels of quality, durability and reliability.

# Cesab

## Material Handling in Europe

---

### **Total coverage**

The Cesab Material Handling network extends to over 20 countries in Europe with a big service network.

### **Always local – with global support**

Wherever you are located in Europe, we are always close by, thanks to our extensive local coverage, but with the stability and backup of a worldwide organisation.

### **Made in Europe**

Over 95% of the trucks we sell, are built in our own European factories – all to TPS quality standards – and over 90% of the trucks sold are electrified. Available across Europe, our products are manufactured in France, Italy, and at one of the EU's first 'carbon-free' factories in Sweden. We employ over 3000 production staff throughout Europe and work with over 300 European suppliers.

